

# Bulbs

## **Materials:**

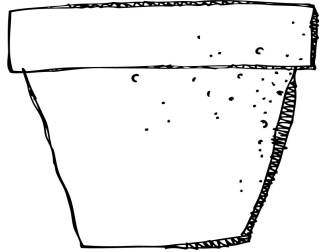
- book - Planting a Rainbow by Lois Ehlert
- Narcissus (daffodil or paperwhite) bulbs
- clear plastic cups, small pebbles, water
- optional worksheet below: Observing a Bulb

## **Lesson:**

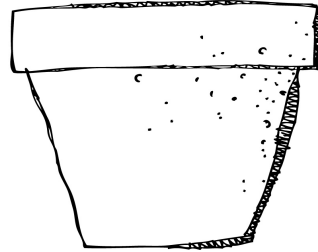
- read book (5 min)
- discuss what makes a bulb different from a seed (5 min)
- students each get supplies - follow directions of name on cup, putting small stones in cup, bulb on top and then adding water to bottom of bulb (20 min)
- hand out worksheet
- students draw observation of bulb in first section (5 min)
- place in windowsill and draw observations once a week for the next few weeks

(Scroll down to next page for sample worksheet!)

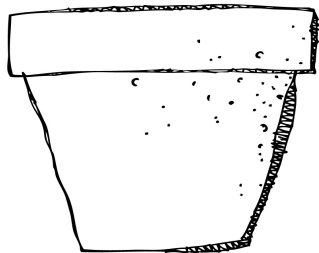
# Observing a Bulb



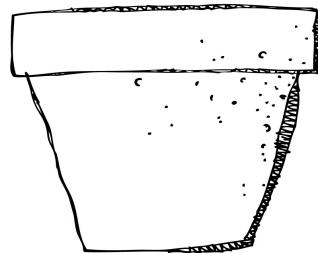
Week 1



Week 2



Week 3



Week 4